

Ansichten skizzieren

Übung

Skizziere freihand (also ohne Lineal!) die im Folgenden dargestellten Körper in Vorderansicht (VA), Seitenansicht von links (SL) und Draufsicht (DS).

Tipp: Die Körper können sehr gut mit Streichholzschachteln nachgestellt werden und helfen beim Erstellen der Ansichten.




Abb. 1




Abb. 2




Abb. 3



Abb. 4




Abb. 5




Abb. 6

Ansichten skizzieren / Lösungsvorschlag




Abb. 1


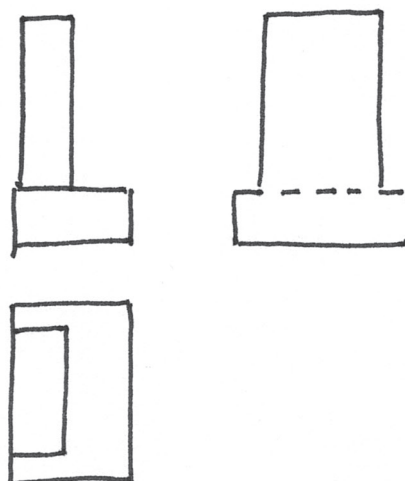


Abb. 2


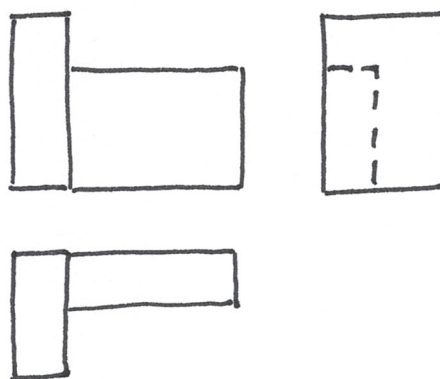


Abb. 3

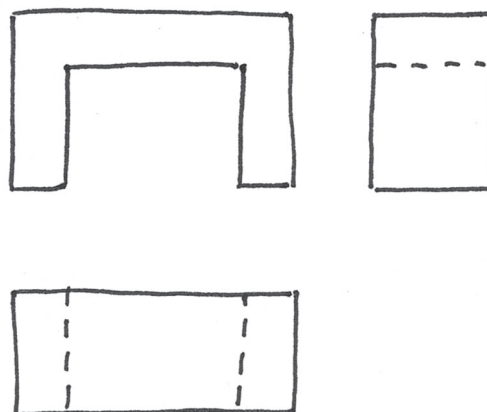




Abb. 4


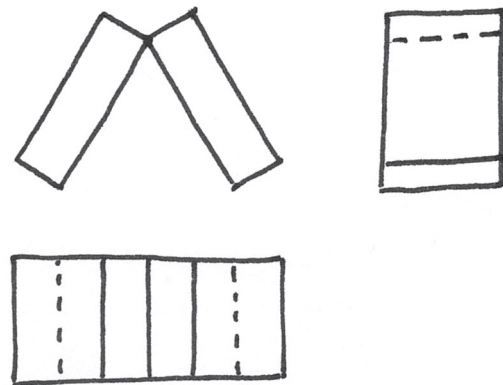


Abb. 5





Abb. 6

